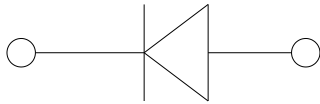



## Surface Mount Schottky Rectifier



### Features

- Low profile package
- Ideal for automated placement
- Guardring for overvoltage protection
- Low power losses, high efficiency
- High forward surge capability
- Meets MSL level 1, per J-STD-020, LF maximum peak of 260 °C

### Typical Applications

For use in low voltage high frequency inverters, freewheeling, DC/DC converters, and polarity protection applications.

### Mechanical Date

- **Package:** SOD-123FL  
Molding compound meets UL 94 V-0 flammability rating, RoHS-compliant, halogen-free
- **Terminals:** Tin plated leads, solderable per J-STD-002 and JESD22-B102
- **Polarity:** Cathode line denotes the cathode end

### ■ Maximum Ratings (T<sub>a</sub>=25°C Unless otherwise specified)

PARAMETER	SYMBOL	UNIT	SL24	SL26	SL210
Device marking code			SL24	SL26	SL210
Repetitive peak reverse voltage	VRRM	V	40	60	100
Average rectified output current @60Hz sine wave, Resistance load, T <sub>a</sub> (FIG.1)	I <sub>O</sub>	A	2.0		
Surge(non-repetitive)forward current @ 60Hz half-sine wave,1 cycle, T <sub>j</sub> =25°C	IFSM	A	50		
Storage temperature	T <sub>stg</sub>	°C	-55 ~+150		
Junction temperature	T <sub>j</sub>	°C	-55 ~+150		

### ■ Electrical Characteristics (T<sub>a</sub>=25°C Unless otherwise specified)

PARAMETER	SYMBOL	UNIT	TEST CONDITIONS	SL24	SL26	SL210
Maximum instantaneous forward voltage drop per diode	V <sub>F</sub>	V	IFM=2.0A	0.47	0.55	0.75
Maximum DC reverse current at rated DC blocking voltage per diode @ VRM=VRRM	I <sub>RRM</sub>	mA	T <sub>a</sub> =25°C	0.5		0.1
			T <sub>a</sub> =100°C	10		5

Note1:Pulse test:300uS pulse width,1% duty cycle

Note2:Pulse test:pulse width 40mS



# SL24 THRU SL210

## ■ Thermal Characteristics (T<sub>a</sub>=25°C Unless otherwise specified)

PARAMETER	SYMBOL	UNIT	SL24	SL26	SL210
Thermal Resistance	R <sub>θJ-A</sub>	°C/W		70 <sup>1)</sup>	
	R <sub>θJ-L</sub>			20 <sup>1)</sup>	

Note:  
 (1) Thermal resistance between junction and ambient and between junction and lead mounted on P.C.B with 3mm\*3mm copper pad areas.

## ■ Characteristics(Typical)

FIG1: I<sub>o</sub>-T<sub>L</sub> Curve

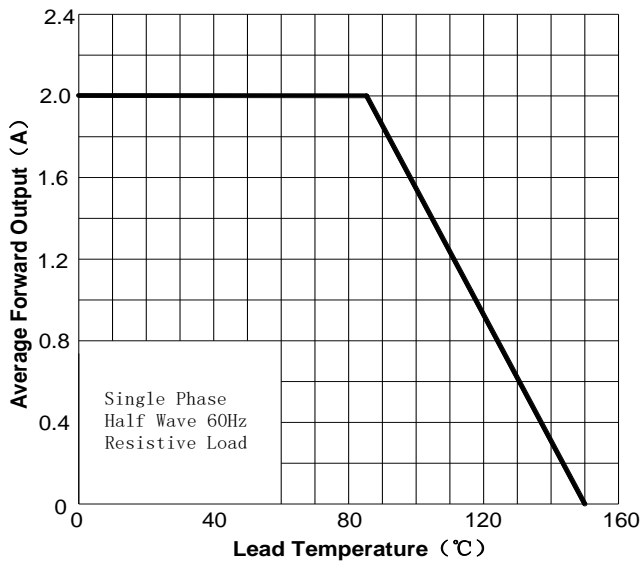


FIG2: Surge Forward Current Capability

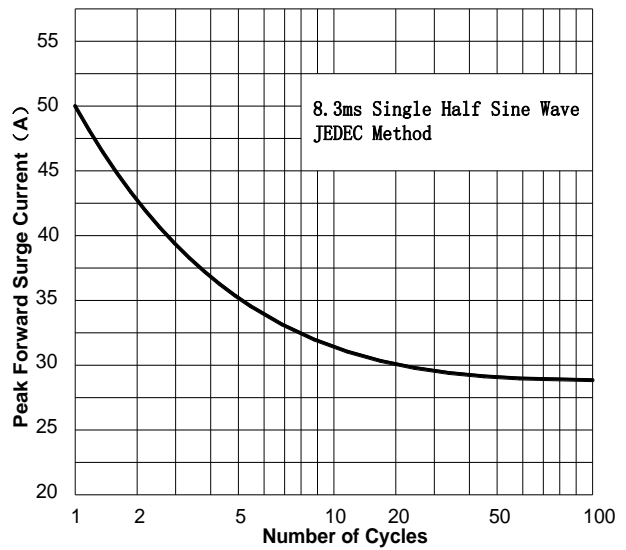


FIG3: Forward Voltage

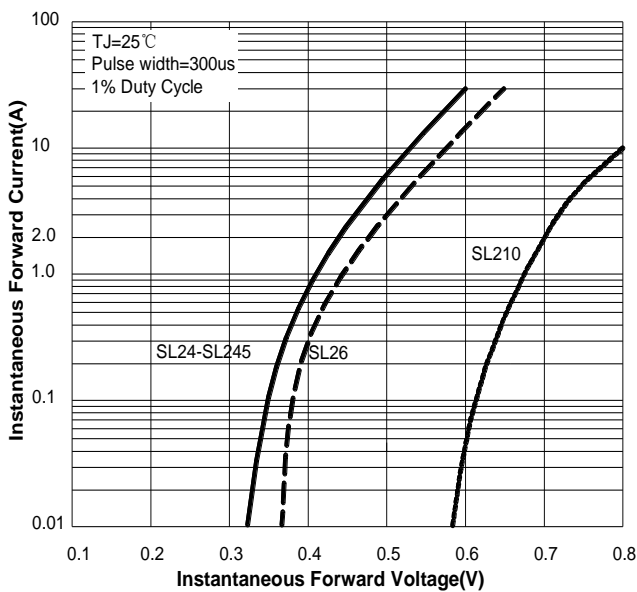
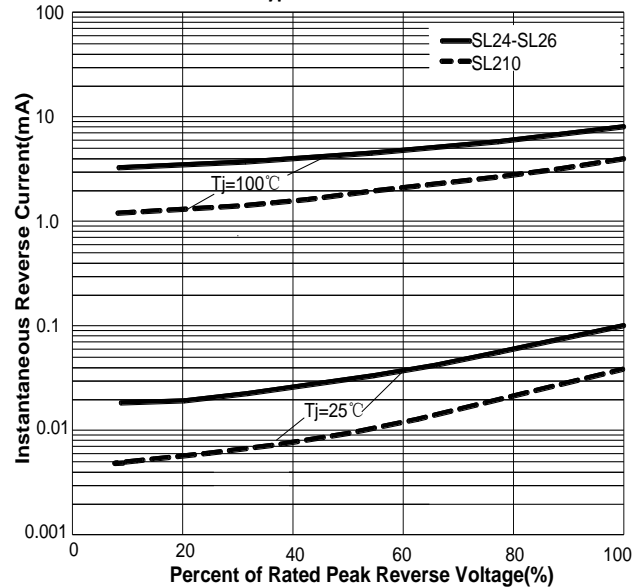


FIG4: Typical Reverse Characteristics



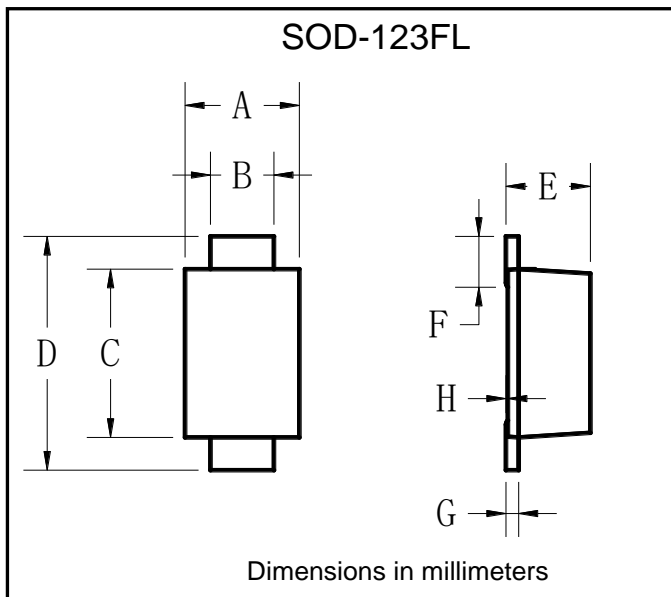


# SL24 THRU SL210

## Ordering Information (Example)

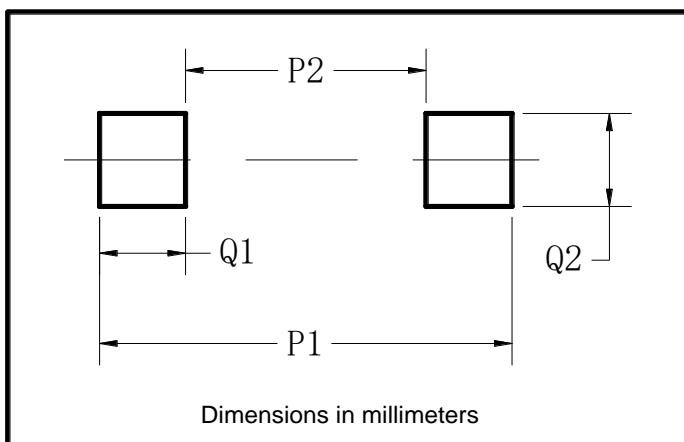
PREFERED P/N	PACKING CODE	UNIT WEIGHT(g)	MINIMUM PACKAGE(pcs)	INNER BOX QUANTITY(pcs)	OUTER CARTON QUANTITY(pcs)	DELIVERY MODE
SL24 THRU SL210	F1	Approximate 0.0169	3000	30000	120000	7" reel
SL24 THRU SL210	F2	Approximate 0.0169	2500	25000	100000	7" reel
SL24 THRU SL210	F3	Approximate 0.0169	10000	30000	210000	13" reel
SL24 THRU SL210	F4	Approximate 0.0169	3000	27000	108000	7" reel
SL24 THRU SL210	F5	Approximate 0.0169	10000	20000	160000	13" reel
SL24 THRU SL210	F6	Approximate 0.0169	3000	12000	60000	7" reel

## Outline Dimensions



SOD-123FL		
Dim	Min	Max
A	1.60	1.90
B	0.90	1.10
C	2.55	2.85
D	3.60	3.90
E	1.00	1.20
F	0.40	0.90
G	0.10	0.25
H	0	0.05

## Suggested pad layout



SOD-123FL	
Dim	Millimeters
P1	3.90
P2	1.90
Q1	1.00
Q2	1.50



## SL24 THRU SL210

---

### Disclaimer

The information presented in this document is for reference only. Yangzhou Yangjie Electronic Technology Co., Ltd. reserves the right to make changes without notice for the specification of the products displayed herein to improve reliability, function or design or otherwise.

The product listed herein is designed to be used with ordinary electronic equipment or devices, and not designed to be used with equipment or devices which require high level of reliability and the malfunction of which would directly endanger human life (such as medical instruments, transportation equipment, aerospace machinery, nuclear-reactor controllers, fuel controllers and other safety devices), Yangjie or anyone on its behalf, assumes no responsibility or liability for any damages resulting from such improper use of sale.

This publication supersedes & replaces all information previously supplied. For additional information, please visit our website [http:// www.21yangjie.com](http://www.21yangjie.com) , or consult your nearest Yangjie's sales office for further assistance.